

3G/HD/SD Quad Split Multiviewer

- 4 x SDI inputs and 1 x HDMI output
- Support for SDI 3G (level A + B)/HD/SD formats (auto-detect)
- Full Screen, Quad Split and 4K (12G) monitoring modes
- Integrated local control and on screen menus
- Multiple on screen monitoring tools for each input:
 - > Waveform Monitor
 - > Vectorscope
 - > Audio Level Meters (up to 16 Channels)
 - > IMD (text ID)
 - > Safe Area / 4:3 Extraction / Center Cross markers
 - > Video Standard
 - > Time Code
 - > Audio and Video Alarms
- Integrated test signal generator
- 4K (12G) monitoring mode (down converted HD HDMI output)
- yelloGUI compatible for PC/MAC control

The PMV 1841 is a compact quad split multiviewer ideal for applications needing basic quad split multiview capability into an HDMI monitor. Four SDI inputs are supported with a single HDMI output. The module has three basic modes of operation:

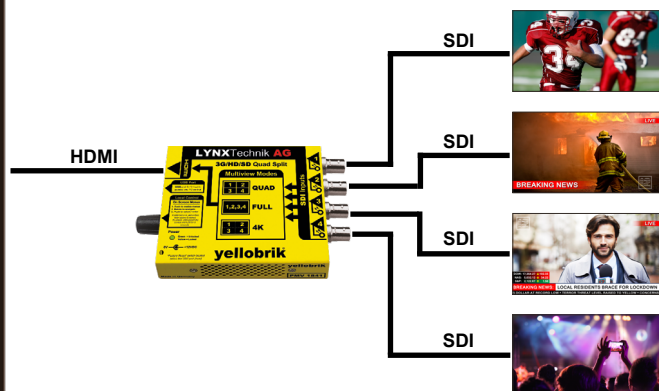
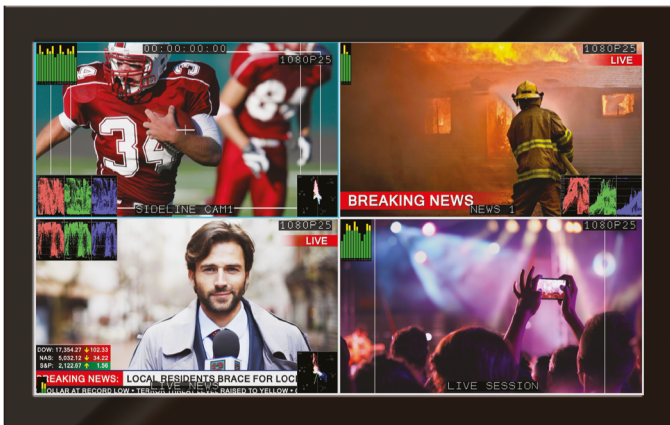
- 1. Quad Split** - All four inputs are arranged into a fixed quad display. Each input can have the monitoring tools (or on screen overlays) individually configured.
- 2. Full Screen** - One of the four inputs is displayed full screen with the user configured monitoring tools. In this mode 2 channels embedded audio from the selected SDI input is embedded into the HDMI output.
- 3. 4K Monitoring** - The module can be used to monitor 4K (12G) signals. The four SDI inputs are "stitched" together to make a full frame for monitoring. The 4K image is down converted to HD for display (4K monitor not required). Note: There are no on screen monitoring tools available in 4K mode

The module is simple to set up and configure using the integrated local control and on screen menu system. All settings are automatically stored in flash RAM. A USB port is provided for firmware updates and also PC/MAC control using the yelloGUI application.



Technical Specifications

SDI Inputs	4 x SDI inputs on 75Ω BNC connectors (LED for signal present)
	SMPTE 424M, SMPTE 292M, SMPTE 259M 3G Level A & B-DL according to SMPTE ST 425-1 with image formats 1280 x 720 and 1920 x 1080 For a detailed list of supported formats please refer to the article in our knowledge base (www.lynx-technik.com > support > tech.support)
	Electrical Return Loss: >15dB from 5MHz to 1.5GHz, >10dB from 1.5GHz to 3GHz Cable EQ: 340m@270Mbits / 150m@1.5Gbits / 120m@3Gbits
HDMI Output	1 x HDMI output (Type A Connector)
	HDMI standard: 1.4a
	8 channels of embedded audio is passed for "full screen" selected input
Local Control	On screen menu system accessed using rotary push encoder
USB	Mini "Type B" USB port for firmware updates and yelloGUI control
Power	+12VDC @ 4.9W nominal - (supports 7 - 24VDC input range)
Physical	Size: 138mm x 90mm x 22mm (5.13" x 3.54" x 0.86") - including connectors Weight: 230g (8.11oz)
Ambient	5 - 40°C (41 - 104°F) 90% Humidity (non condensing)
Model #	PMV 1841 - (EAN# 4250479323506)
Includes	Module, AC power supply, HDMI + USB cable



On Screen Monitoring Tools


The extensive on screen monitoring tools are what really sets the PMV 1841 apart from the rest. Despite the very compact size and low price, we have included many high end monitoring tools typically only found in larger multiviewer systems. These include:

- *Waveform Monitor*
- *Vectorscope*
- *Audio Level Meters (up to 16 Channels)*
- *IMD - In Monitor Display (text ID)*
- *Safe Area Markers*
- *4:3 Extraction Markers*
- *Center Cross Marker*
- *Video Standard*
- *Time Code*
- *Audio and Video Alarms*

Each of the four inputs can be individually configured to meet specific monitoring requirements for the application, and all of the on screen tools are easily controlled using the integrated menu system and rotary push encoder.

The on screen menu system is intuitive and simple to use and all settings are automatically stored in flash RAM.

The module is also fully compatible with the yelloGUI software and the module can also be fully controlled and configured via the USB port using a PC or MAC.



Note: The above screen capture is from a full screen image and shows all of the possible screen overlays. Some can be configured in terms of size and screen position. The video and audio alarms are not shown, and will appear as text on the screen when an alarm condition is triggered.
[Video alarms will trigger on "Black" and "No Signal" (video missing). Audio Alarms will trigger on "Silence" and "No Signal" Audio Missing]

Specifications subject to change