


SWIT



300W Hard Studio Panel



47,000Lux @ 1m Ultra Bright

PL-S300H



Dedicated Bi-color Hard Panel

Innovative Fly-Eye & Scale Surface 45° Lens



Micro fly-eye

Scale surface

SWIT unique compound lens on each LED, with fly-eye and scale surface total reflection optical design, to enhance the diffusion effect of the lens, reducing color aberrations such as macular degeneration. The half-peak beam angle is specifically designed for studio applications at 45°, balancing high illuminance and uniformity of the light spot.



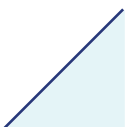
47,000Lux@1m Ultra Bright

300W, 2:1 size for large studios, event stage

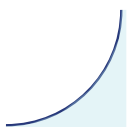
Brightness at distance

Distance	1 meter	3 meters	5 meters	7 meters
Illuminance	47,000Lux	5,220Lux	1,900Lux	960Lux

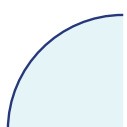
Dimming Curves Selection




Linear



Exponential



Logarithm



S-curve



No Fan, No Noise

300W Full Power Running

With SWIT's unique heat dissipation design, this high-power studio light utilizes passive cooling structure, can be full-power operated without the need for fans, ensuring zero noise in the studio environment.



2700K-6500K Continuously

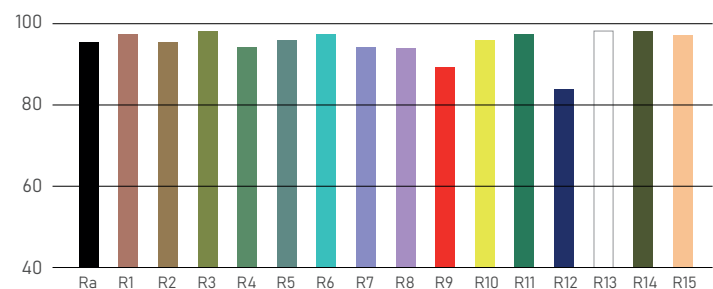
300W Output at any Color Temp

PL-S300H consists of 300W 2700K LEDs and 300W 6500K LEDs, and can be continuously adjusted between 2700K and 6500K, and output 300W power at any color temperature.



Accurate Color Render

CRI 96; TLCI 99; SSI(D55) 75



Power and Control

5-pin DMX512 IN & OUT

Optional:
RadioLux Rx
Professional Wireless DMX

5V USB-A Power OUT
Support Firmware Update

Menu Operation

PowerCON TRUE1 AC IN & LOOP

3-pin XLR DC 48V IN

MENU Select / Enter & Return

DIMMER Knob 0-100%

COLOR TEMP Knob 2700-6500K

CCT	DMX	EFF	SYS
6500k		100%	
DMX ON		27 °C	

First screen, directly adjust Dimmer and Color Temp

CCT	DMX	EFF	SYS
		DIMMER	5
		COLOR TEMP	24

Independent DMX addr for Dimmer/Color Temp


CCT	DMX	EFF	SYS
		EFFECT	OFF
		DIMMER	100
		SPEED	5
		CYCLE TIME	Once

Light Effect Setting Lightning/Candle etc

CCT	DMX	EFF	SYS
		Firmware Update	Yes
		DMX ON/OFF	ON
		Dimming Curve	Exponential
		System Reset	Yes

System Setting USB firmware update

Optional Accessory



40° Honeycomb
Snap-on Quick Install



60° Softbox
15,000Lux @1m



2-cup Pan/Tilt
Pole-operated Yoke

Specifications

Model	PL-S300H
LEDs	280pcs SMD LEDs with Lens
Illuminance	47,000Lux @ 1m
Beam angle	45° half peak
Color Temp	2700K-6500K
Color Render	CRI 96; TLCI 99; SSI(D55) 75
DMX	5-pin DMX512 In&Out
Input Voltage	AC 100-240V, 50/60Hz, DC 48V
Power	300W
Net Weight	9.74kg incl. Barndoors

